



NANUK NEW WORLD FUND

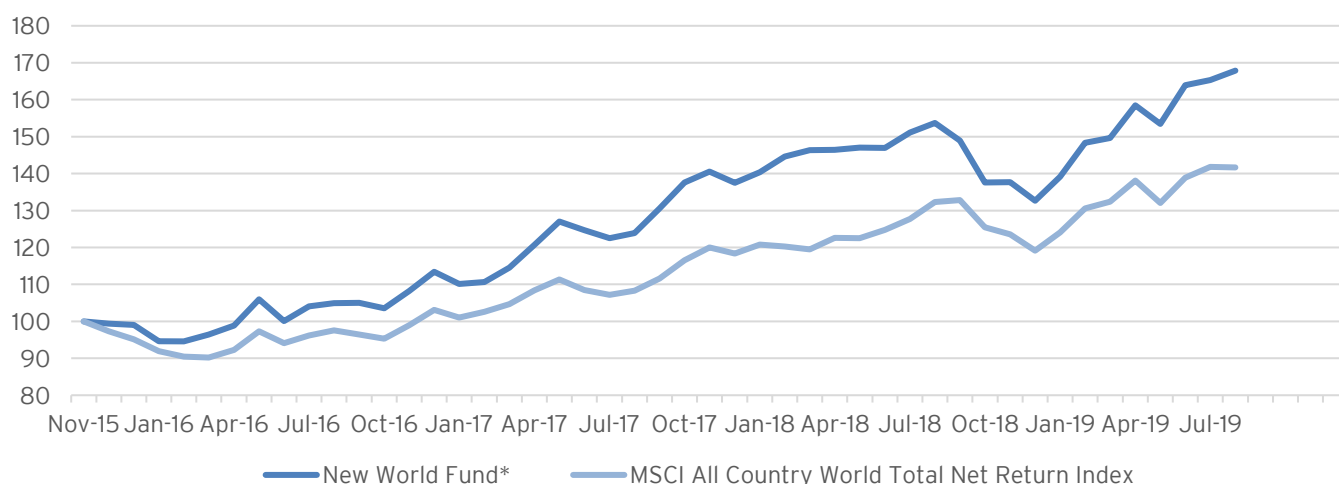
OVERVIEW

The Nanuk New World Fund is an actively managed, diversified, global equity fund that seeks to outperform traditional global equity indices through investment in a large and growing component of the overall global equity universe positively impacted by global sustainability trends.

The Fund invests in companies that are benefiting from, or contributing to, improving global environmental sustainability and resource efficiency - primarily in areas such as clean energy, energy efficiency, industrial efficiency, advanced and sustainable materials, waste management, recycling and pollution control, food and agricultural productivity and healthcare technology.









These differentiated investments offer investors strong diversification benefits and the real potential to mitigate otherwise unmanaged risks embedded in traditional equity portfolios. Their overall characteristics reflect Nanuk's focus on investing in good quality businesses subject to favourable industry trends at prices that provide for attractive return potential.

The Fund is rated as an Ethical Investment by the Responsible Investment Association of Australia.



Performance to 31 Aug 2019 (Net Return, AUD)	1 Month (%)	YTD (%)	1 yr (% p.a.)	2yr (% p.a.)	3yr (% p.a.)	Since Inception (% p.a.)
New World Fund Return	1.6	26.6	9.2	16.4	16.9	14.5
Benchmark* Return	(0.1)	20.8	8.6	14.5	14.1	11.9
Value Added	1.6	5.8	0.6	1.9	2.8	2.5
MSCI ACWI Return	(0.1)	18.9	7.0	14.4	13.2	9.5
Value Added	1.7	7.7	2.2	2.0	3.7	5.0

Fund inception is 2 Nov 2015. Returns are in Australian Dollars and net of fees and expenses. Benchmark is FTSE Russell Environmental Opportunities All Share Total Return Index (AUD). Past performance is not an indicator of future performance. Sources: Nanuk, Bloomberg, FTSE Russell

Sector Allocations as at 30 Jun 2019		
Advanced and Sustainable Materials		10%
Clean Energy		20%
Energy Efficiency		24%
Food and Agriculture		7%
Healthcare Technology		3%
Industrial Efficiency		25%
Waste, Recycling and Pollution Control		10%
Water		2%

Key Terms	
Management Fee (ICR)	1.2% p.a.
Buy and Sell Spread	0.25%
Liquidity	Daily entry and exit
Benchmark	FTSE Russell Environmental Opportunities All Share Total Return Index
Inception Date	2 November 2015
Minimum Investment (via PDS)	A\$50,000
Platform Access	Asgard, BT Wrap & Panorama, CFS FirstWrap, Hub24, Macquarie Wrap, Mason Stevens, Netwealth, OneVue, PowerWrap, Praemium, Pursuit, Wealth02, Xplore, ASX mFund

TOP 10 HOLDINGS AS AT 31 AUG 2019

Name	Weight	Country	Sector
Carlisle Companies Incorporated	4.4	UNITED STATES	Energy Efficiency
SolarEdge Technologies, Inc.	4.3	UNITED STATES	Clean Energy
Lear Corporation	3.8	UNITED STATES	Energy Efficiency
Koninklijke Philips N.V.	3.6	NETHERLANDS	Healthcare Technology
Waste Management, Inc.	3.5	UNITED STATES	Waste & Pollution
RELX PLC	3.5	UNITED KINGDOM	Healthcare Technology
Microsoft Corporation	2.9	UNITED STATES	Industrial Efficiency
Air Liquide SA	2.8	FRANCE	Alternative Materials
Wolters Kluwer NV	2.7	NETHERLANDS	Healthcare Technology
West Japan Railway Company	2.6	JAPAN	Industrial Efficiency

INVESTMENT MANAGER

Nanuk Asset Management Pty Ltd
 Level 23 Australia Square, 264
 George St
 Sydney NSW 2000, Australia
 Tel: +61 2 9258 1600
 Fax: +61 2 9258 1699
 Email: contact@nanukasset.com
www.nanukasset.com

CUSTODIAN

RBC Investor & Treasury Services
 (Australia) Pty Ltd
 Level 47, 2 Park St
 Sydney NSW 2000, Australia
 Tel: +61 2 8262 5000
 Fax: +61 2 8262 5499
 Email: dxausrmc@rbc.com

This document is prepared by Nanuk Asset Management Pty Ltd ('Nanuk') (ABN 94 140 036 120, AFSL 432119) for wholesale clients only. EQT Responsible Entity Services Limited ('EQT') (ABN 94 101 103 011) AFSL 223271 is the Responsible Entity for the Nanuk New World Fund. This publication has been prepared to provide you with general information only. It is not intended to take the place of professional advice and you should not take action on specific issues in reliance on this information. We do not express any view about the accuracy or completeness of information that is not prepared by us and no liability is accepted for any errors it may contain. Past performance should not be taken as an indicator of future performance. In preparing this information, we did not take into account the investment objectives, financial situation or particular needs of any particular person. You should obtain a copy of the product disclosure statement before making a decision about whether to invest in this product.